



Sharecropper



Tarrant County Master Gardener Association

June 2013

**JUNE
2013**

**Inside this
issue:**

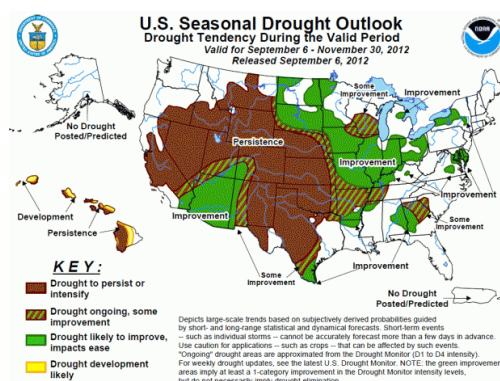
Two Important Questions	3
President's Message	4
TCGA Meeting Minutes	5-6
Special Feature—Fall Bulbs	6
Picnic Pen Pals	7
TCMGA Propagation Training Pics	8
TCMGA Education	9-11
TCMGA Meeting Programs	12-13
TCMGA Announcements	14-15
Calendar	16
TCMGA Events	17
Volunteer Opportunities	18
TCMGA Leadership & Resources	19

If you have an idea or would like to contribute to the newsletter, please contact Jackie Heidinger
rheidinger@tx.rr.com.

WATER IS GOLD! - Make Rain While the Sun Shines

By Laura Miller—CEA, Commercial Horticulture

North Texas landscapes are still recovering from the great drought of 2011. 2012 brought near normal rainfall amounts, but the forecast from the National Weather Service Climate Prediction Center projects an ongoing drought for all but the Northeast corner of Texas. Tarrant Regional Water District Lake levels are hovering at 76%, just above the 75% trigger for irrigation restrictions at the beginning of May. How can we make the most of the rain that does fall this summer and the irrigation water we apply?



To get updates on the drought, go to

<http://droughtmonitor.unl.edu/>



Don't Let Good Water Go Astray

Storm and irrigation water that runs off a landscape doesn't do the plants any good and can carry fertilizers and pesticides into our streams and rivers. Make it your goal to keep all your water on your property. Minimize the amount of storm water runoff by capturing and storing rain water from roofs to use for irrigation on a not so rainy day. RainwaterHarvesting.tamu.edu is full of great information about setting up a rainwater harvesting system.

Clay soils hold water well, but can't absorb it quickly. Cyclic irrigation or the cycle and soak method simply means running irrigation for a short period that won't result in run off, allowing the water to slowly move down into the soil profile before applying the rest of that day's irrigation. For example, if you want to apply one inch of water and the sprinkler would need to run for 20 minutes to do that, you could allow it to run for 10 minutes, cycle through the other zones, and then have a second start time set for the zone or zones that need more water.

(Continued on page 2)



Roots to Go Deep

The cycle and soak method not only minimizes runoff, it also encourages roots to grow down into the topsoil where they have access to a larger reservoir of soil moisture.

By wetting the soil to a depth of 8-12" with each irrigation event, you help plants develop a more extensive root system that will help them survive when water is in short supply.



Don't Let Weeds Steal Water

A weed is any plant that you don't want in your landscape. Why share limited water with plants you don't want? Many of the weeds we have the hardest time eradicating are actually signs of overwatering and/or compacted soils. This list includes annual bluegrass, crabgrass, goose grass, dallis grass, sedges, plantains, and diondra. Time spent controlling weeds will result in water savings. Mulch is a great way to minimize weed competition in landscape beds and has water saving benefits as well.



Just Add Air

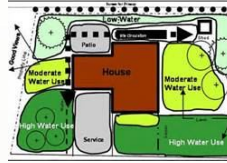
Aeration is another way to get the most out of the water you apply. Core aeration of turf areas can be performed by landscape professionals or

with rented equipment. Removal of a small cylinder of soil promotes new root growth and root growth means more water taken up by the plant. This is especially beneficial in clay soils. Top dressing with ½ inch of compost after aeration will add organic material to the soil.



And Organic Material

There are several ways to add organic material to soil, which ultimately improves water infiltration, water holding capacity, and ultimately plant growth. Top dress turf areas with compost after aeration. Amend the soil in annual and shrub beds before installing new plants. Maintain 2-4 inches of organic mulch on landscape beds.



Prioritize

Divide your landscape into hydro zones. Put native and low water use plants that can survive on average rainfall in one zone, established ornamental trees and shrubs in another, and turf, annuals and newly installed plant materials in another. Irrigate according to plant requirements.

When watering is severely restricted, allow lawns to go dormant. While there are some differences among varieties, buffalo, Bermuda, and many zoysia grasses can recover after up to 150 days without rainfall or irrigation. Don't allow large shade trees, even well-established native species, to go that long without supplemental irrigation. Texas lost an estimated 5.6 million urban trees in the drought of 2011. When outdoor watering restrictions allow, water trees at least every other week when there is no rainfall. It is easy and inexpensive to replace annuals and perennials, but replacing a large tree takes both time and money.



Listen to Your Lawn

You don't have to be the Lawn Whisperer, Save North Texas Water's fictional speaker for the trees, shrubs, and grass, to do a better job irrigating your landscape. All you have to do is pay attention to the signs that let you know that your plants are ready for a drink. Grass blades will fold, color will turn from green to bluish green, and footprints will remain in turf when it needs to be watered. If annuals are wilted in the morning, they need to be watered. Wilting on a hot afternoon is to be expected.

When irrigation is limited to two days per week, many water customers think that means that they must water on those days. That makes about as much sense as stopping in for a burger every time you drive past a hamburger place. Just as we shouldn't eat when we aren't hungry, plants don't need a drink when they aren't thirsty.

What's the best thing about all these practices? In the same way that overeating isn't good for the body, overwatering isn't good for the landscape. Giving your plants just the water they need and adopting good cultural practices like mulching and aeration will ultimately result in a healthier landscape.

Two very Important Questions

that arise in the Summer on Water Use

1. How do I water my huge shade trees?

Tree watering is often misunderstood. Laying a hose at the trunk of a large tree and letting it run for hours does not efficiently water a tree. You may have possibly watered China but not the tree! To efficiently water a big tree or shrub, apply water just inside and a little beyond the 'drip line' not at the trunk. The drip line is the area directly below the outermost reaches of the branches. This is where the feeding root system of a tree or shrub is located. Simply lay a slowly running hose on the ground, and move it around the drip line as each area becomes saturated to a depth of eight to ten inches. For very large trees, this watering technique may take several hours.

2. I have been watering, but my plants leaves are wilted and yellowing and some have even turned brown. What am I doing wrong?

There is often a fine line between under watering and over watering. The normal answer we give people is you have probably watered too much or too little and it's hard to say which one? Sounds like a silly answer, but both can cause these symptoms in plants. General yellowing (chlorosis) that progresses to brown (necrosis) can be disease related but is often more water related than anything else.

To determine which is the cause, over or under watering, feel the leaves: if the brown leaves are crispy, then under watering is probably the answer; if the brown leaves are pliable (flexible), then overwatering is the most likely culprit.

Overwatering can also cause a plant to wilt, just like under watering. Overwatering can oversaturate the soil and drive oxygen out of the soil. Without this oxygen, the plant's ability to absorb water is reduced; thus, wilting occurs. If this situation continues, the root system begins to rot and the plant health diminishes, thus the yellow and brown leaves.

Use that moisture meter of yours (your index finger) to touch the soil and determine when to water. Cool to the touch indicates adequate soil moisture in the soil. Warm, drier soil means it's time to water.

Most plants, both outdoor and indoor, prefer a wet-dry cycle. Water the plant thoroughly, let the soil moisture level dry adequately, and then water again. The health of your plants will increase significantly.

"Last but not least don't forget our lawns have a drinking problem, and WE are the cause!!"

Steve Chaney

Texas A&M AgriLife Extension Service-Tarrant County
Extension Agent - Horticulture



**Patsy Miller,
TCMGA President**

**“There will
be two
TCMGA
meetings in
June!”**



President's Message

Hello, Fellow Gardeners,

If you can't get enough of Master Gardener activities, in June you will get a double dose. Because the July 4th holiday falls on our July meeting date, we will have that meeting on June 27.

Both of the June meetings will be a bit different from our usual speaker's programs. On June 6 we will take a trip to the lake (Eagle Mountain) and visit the gardens of MG Tammy Edwards and her neighbor Janet Stevens. Bring your lunch, a lawn chair, a hat and sun screen.

Then later that month it's our annual garage sale where your trash is truly another gardener's treasure. I need to clean out my garage to make room for what I might buy.

While the monthly meetings are a way we get together to share and learn collectively, out in the community we are working together, and individually, to make a difference a garden at a time. TCMGA was widely praised for its work at the Botanic Garden children's vegetable garden now known as the Backyard Garden. We will also have a presence at another BG project through the generosity of our late member John Tinsley. A bequest in his will provides the funds to renovate the Rock Springs Garden and will be named in honor of his parents, Victor and Cleyone Tinsley. It is

located east of the vegetable garden and south of the rose garden.

Our own Leeann Rosenthal was named the 2013 Volunteer of the Year by RE-AL School Gardens citing her long-time work with the Fitzgerald Outdoor Learning Center. Others of you devote many hours a year to our MG projects and all of them could benefit from more volunteers. Take a look at the Volunteer Opportunities at the end of this newsletter. There are many ways to volunteer, not all of them involve physical labor.

Which leads to another way to volunteer – participate as an MG officer or committee member. The call is out for nominees for the nominations committee. A story in this newsletter gives the details. Many of this year's officers will be stepping down and it's a much appreciated way to use your talents. Let the nominations committee know of your interest in serving. If you see something you think needs fixing, being part of the Executive Board or Advisory Council is a great way to be heard. As I have found, you are surrounded by an amazingly talented bunch of people who jump in and make you look good!

See you at the lake,

**Patsy Miller
TCMGA President**

TCMGA General Meeting—April 2013

President Patsy Miller called the meeting to order at 11:00 AM. She welcomed all present, including several visitors. We had 199 in attendance to hear our own Rita Hottel talk about herbs. She presented both morning and afternoon programs.

Executive Board

The minutes from the April meeting were approved as published.

Taddie Hamilton, First Vice President programs, announced that our June 6 meeting will be both a picnic and garden tour. We will meet at Tammy Edwards house and tour her garden then move to Janet Stevens garden for another tour and picnic. You are asked to bring a chair and a sack lunch. Beverages will be provided. We are asked to carpool as parking is limited. A map will be sent later. It was also announced that our July meeting will be June 27 and will be our annual garage sale.

Linda Hawkins, Ways and Means, thanked all the vendors present for participating in our meeting. Shirts ordered are ready to be picked up. Orders for Oxblood lilies should be placed now. The garage sale is at the June 27th meeting. Please clean out your garage.

Claire Alvord, Activities told us about our next field trip. It will on Tuesday, May 28 to Dallas Baptist University and the National Cemetery. The University is beautifully landscaped and the cemetery will be fully flagged in celebration of Memorial Day.

Ginger Bason, State president, announced that there were still a few spaces for the Cuernavaca trip. Also make plans for the state conference in McAllen. Oct 17,18,19.

Pam Braak, Treasurer

Treasurer's Report For Month Ended April 30, 2013

Cash, Beginning 4/1/2013	\$39,382.81
Deposits during month	\$18,033.24

Checks during month	<u>(\$16,695.88)</u>
Cash, Ending 4/30/2013	<u>\$40,720.17</u>

We have paid for the pavers and the electrical work at the Community Garden. We sold 416 roses for a profit of \$1,471. This is \$166 more than last year. We also sold 10,200 caladiums for a profit of \$1,528, \$92 more than last year. The BBQ lunches had a profit of \$502, which is also more than last year. The plant sale also did well. The Community Garden gets 75% and projects get 25%. Pam will be contacting project leaders soon with their shares. There were no questions and the report was filed.

Continued on next page

Committee Reports

Sue Kelley, Plant Sale, reported that it was very successful. We had a net of \$6025.22. She asks all who participated to fill out the evaluation so next year's can be even better.

Nancy Curl, Delores Geisel, Botanic Garden presented the plan for the new work to be done at the Botanic Garden. The Victor and Cleyone Tinsley Rock Springs Garden is now being developed with money willed to the garden by the late Master Gardener John Tinsley. We are all encouraged to come to the ground breaking, date and time to be announced later.

Susan Stanek, Nominating requests that we think of people to serve on the nominating committee. Please ask the person first before you nominate them. They must be certified and a member in good standing for at least a year. And they can't have been on the last year's committee. Nominations will be taken in June and July.

Steve Purdy, Membership, Our new photo directories are now available. Retakes of photos are also available for the next directory.

There is no old business

There is no new business.

The meeting was adjourned at 12:00 noon.

**Respectfully Submitted
Donna Morris, Secretary**

Announcements

- ✓ The Board will buy a large engraved paver for the center of the pavilion.
- ✓ A plant propagation book in honor of Betty Cupps has been placed in the library.
- ✓ The herb festival is Saturday May 18 at Botanic Garden.
- ✓ The Texas Senate has passed Senate Bill 198 to prevent homeowner associations from prohibiting use of native grasses or xeriscaped landscaping. The bill introduced by Kirk Watson of Austin passed the Senate March 18 and now goes to the Texas House. All should contact their state representatives to encourage passage of this bill in the House.



Claire Alford with students.



Pat Higgins and Jo Poppelreiter helping students.



Cassius McAlister talking about water pollution.

Tarrant County Master Gardeners got to be part of some end-of-the-year activities for students at Oakhurst Elementary School on Fort Worth's north side. TCMGA joined the students at the community and demonstration garden on May 10.

Students learned about "bumping up" plants as they made a gift for their mother and enjoyed County Agent Cassius McAlister's very visual presentation on water pollution.

For some five years TCMGA has been invited to be part of a Pen Pal Picnic sponsored by Tarrant County. County employees correspond over the year with fourth graders at Oakhurst. On this day in May, they get to meet their pen pals face to face at a pizza party after the MG activities.

"The students and employees write to each other regularly. Fourth graders take a state-mandated writing test at the end of their school year and this activity is a valuable one for them," explained Ann Farmer with the county's human resources department. Every county department participates.

Pat Higgins was in charge of the MG program. Claire Alford and Jo Poppelreiter, who just completed the propagation specialist course, taught the students about different kinds of seeds and how to transplant a seedling.


Then it was off to learn from Cassius about how their everyday actions – and those of their parents', friends and even their pets – affect the water we drink. Larry Matl and Patsy Miller helped with the activities.

An extra benefit for the youngsters was seeing the vegetables growing in the demo garden beds and grapes growing on the arbors. A special teaching moment was to explain the value of lady bugs, bees and butterflies.

Patsy Miller

TCMGs At Plant Propagation Specialist Training

Photos by Theresa Thomas



TCMG EDUCATION

Page 9



2 hours CEU credit for
Master Gardeners

Tarrant County Master Gardener classes at the TCMGA

Community Demonstration Garden
@ Resource Connection of Tarrant County
Circle Drive, Fort Worth, Texas

To register contact Billie Hammack
blhammack@ag.tamu.edu 817-884-1296
Office Hours Monday – Friday 9 am – 4 pm
Pre-registration required

All classes are held at the TCMGA Garden or building 2300
At the Resource Connection of Tarrant County.

Class fees vary depending upon materials and
may be paid on the day of the class. Cash or checks only.

Classes may be canceled if a minimum of 6 participants are not
registered one week prior to the date of the class.

Saturday, June 1, 2013	10 am	Cement Mushrooms
Saturday, June 8, 2013	10 am	Canning & Making Jelly
Tuesday, June 25, 2013	8 am	Prune Blackberries
Tuesday, July 9, 2013	10am	Container, Chair & Fairy Garden
Saturday, July 13, 2013	10 am	Fall Vegetable Gardening
Saturday, July 20, 2013	10 am	Glass Totems
Saturday, August 3, 2013	10 am	Bring Your Own Bowling Ball
Saturday, August 10, 2013	10 am	Companion Planting
Saturday, August 17, 2013	10 am	Native Plants
Saturday, September 14, 2013	M from-6/15 10 am	Ornamental Grasses
Saturday, September 21 2013	10 am	Perennials
Saturday, October 5, 2013	10 am	Mosaic Stone
Saturday, October 26, 2013	10 am	Terrarium in Glass Orb
Saturday, November 16, 2013	10 am	Broken Pot Fairy Garden

TCMG EDUCATION

Cont-d

Tarrant County Master Gardener
Community Demonstration Garden presents

Cement Mushrooms



Saturday, June 1 10:00 - 12 noon

Resource Connection of Tarrant County
TCMGA Garden
Circle Drive, Fort Worth 76119

Instructors: Tammy Edwards, Jeanie Browning,
Nancy Curl, TCMG

Learn to make cement mushrooms for your landscape.
Make and take.

Cost: \$25 Class limit: 20

To register contact Billie Hammack
blhammack@ag.tamu.edu 817-884-1296
Office Hours Monday – Friday 9 am – 4 pm



2 hours CEU credit for
Master Gardeners

Tarrant County Master Gardener
Community Demonstration Garden presents

Canning & Making Jelly



Saturday, June 8 10:00 am - 12:00 noon

Resource Connection of Tarrant County
TCMGA Garden, Pavilion
Circle Drive, Fort Worth 76119

Instructors: Bill Vandever, Pat Higgins, Henry Cole

Learn the basics of food preservation, making jelly, and even a
no-cook pickle recipe! Learn about resources available and
some specific do's and don'ts.

Cost: \$5 Class limit: 20

To register contact Billie Hammack
blhammack@ag.tamu.edu 817-884-1296
Office Hours Monday – Friday 9 am – 4 pm



2 hours CEU credit for
Master Gardeners

Tarrant County Master Gardener
Community Demonstration Garden presents

Pruning Blackberries



Tuesday, June 25 8:00 am - 10:00 am

Resource Connection of Tarrant County
TCMGA Garden, Backyard Orchard
Circle Drive, Fort Worth 76119

Instructor: Char McMorrow

Learn how to prune blackberries. Bring your pruners. Hands-on.

Cost: None Class limit: 20

To register contact Billie Hammack
blhammack@ag.tamu.edu 817-884-1296
Office Hours Monday – Friday 9 am – 4 pm



2 hours CEU credit for
Master Gardeners

TCMG

EDUCATION

Cont'd



Fort Worth Botanic Garden
Tarrant County Master Gardener
Classes for families in the
Children's vegetable Garden



For more information and to register contact Billie Hammack
blhammack@ag.tamu.edu 817-884-1296

Office Hours Monday – Friday 9 am – 4 pm

Pre-registration required

All classes are held in the

Fort Worth Botanic Garden, Children's
Vegetable Garden.

Children must be 5 yrs old or older and
must be accompanied by a parent or
grandparent.

Class fees vary depending upon materi-
als.

Classes may be canceled if a minimum
of 6 participants are not registered one
week prior to the date of the class.

Tuesday, June 11, 2013	10 am	Herbs
Instructor - Master Gardener Herb Specialist		
Location - BG-Children's Vegetable Garden - Pavilion		
Cost: \$10 per adult; \$5 per child		Class limit: 20
Tuesday, June 18, 2013	10 am	Cement Leaves
Instructor - Master Gardener		
Location - BG-Children's Vegetable Garden - Pavilion		
Cost: \$10 per adult; \$5 per child		Class limit: 20
Materials: \$10 per family		
Tuesday, July 23, 2013	10 am	Fall Vegetable Gardening
Instructors - Master Gardener Vegetable Specialists		
Location - BG-Children's Vegetable Garden		
Cost: \$10 per adult; \$5 per child		Class limit: 20
Saturday, July 27, 2013	10 am	Butterfly Puddler
Instructor - Master Gardener		
Location - BG-Children's Vegetable Garden - Pavilion		
Cost: \$10 per adult; \$5 per child		Class limit: 20
Materials: \$15 per family	Make & Take	
Saturday, August 10, 2013	10 am	Flower Pounding
Instructor - Master Gardeners		
Location - BG-Children's Vegetable Garden - Pavilion		
Cost: \$10 per adult; \$5 per child		Class limit: 20
Materials: \$10 per family	Make & Take	
Saturday, September 14, 2013	10 am	Backyard Chickens
Instructor - Master Gardener		
Location - BG-Children's Vegetable Garden - Pavilion		
Cost: \$10 per adult; \$5 per child		Class limit: 20
Moved from May 18		
Saturday, September 28, 2013	10 am	Gourds & Gourd Bird House
Instructor - Master Gardeners		
Location - BG-Children's Vegetable Garden - Pavilion		
Cost: \$10 per adult; \$5 per child		Class limit: 20
Materials: \$5 per family	Make & Take	
Saturday, November 9, 2013	10 am	Glass Orb Terrarium
Instructor - Master Gardener		
Location - BG-Children's Vegetable Garden - Pavilion		
Cost: \$10 per adult; \$5 per child		Class limit: 20
Materials: \$8 per family	Make & Take	

TCMG

EDUCATION

Cont'd



Fort Worth Botanic Garden
Tarrant County Master Gardener
Classes for families in the
Children's Vegetable Garden

Herbs

Tuesday, June 11, 2013

10 pm – 12 noon

Botanic Garden - Children's Vegetable Garden

Instructors – Tarrant County Master Gardener Herb Specialists

Learn about herbs.
Start your own herb garden.

Fee: \$ 10 per adult
\$5 per child

Children must be accompanied by an adult.
Suitable for 5+ up



Fort Worth Botanic Garden
Tarrant County Master Gardener
Classes for families in the
Children's Vegetable Garden

Cement Leaves

Saturday, June 18, 2013

10 pm – 12 noon

Botanic Garden - Children's Vegetable Garden

Instructors – Tarrant County Master Gardeners

Learn how to make a cement leaf for your garden.
This is a make and take class.

Fees: \$ 10 per adult
\$5 per child
\$10 for materials per family

Children must be accompanied by an adult.
Suitable for 5+ up

Class limit: 20



Register contact

blhammack@ag.tamu.edu

Office Hours Monday – Friday

Billie Hammack

817-884-1296

9 am – 4 pm



TCMGA Specialist Training

Page 13

TEXAS A&M
AGRI LIFE
EXTENSION



Master Gardener Specialist Composter Training

Class 4

Hosted by Bexar County – San Antonio

This Master Gardener Specialist Composter Training was created as an intensive multi-day training that would empower Master Gardeners with knowledge and skills required to effectively support and multiply Texas A&M AgriLIFE Extension Service efforts in Earth Kind® environmental educational programs in their counties.

When: June 12 thru June 14, 2013
Wednesday Friday
Where: San Antonio Botanical Garden
555 Funston Place 78209

Time: June 12-13 class starts at 8 am – 5 pm
June 14 class starts at 9 am – 12 noon



Registration Fee is \$225 and payable to:
Hort Acct: 218310-60003, mail to Texas A&M AgriLIFE Ext Svc,
Attn: Angel Torres, 3355 Cherry Ridge, Suite 212, San Antonio, TX 782
This includes 2 lunches, 1 dinner, snacks, and other goodies.

Payment and application must be in our office by Monday, May 20. Cancellat must be made no later than Friday, May 24, as there will be a \$100 surcharge.

Educational programs of Texas A&M AgriLIFE Extension Service are open to all people without regard to race, color, sex, disability, religion, age, or national origin. Texas A&M University, U.S. Department of Agriculture and the County Commissioners Courts of Texas Cooperating Educational programs of Texas A&M AgriLIFE Extension Service are open to all people without regard to race, color, sex, disability, religion, age, or national origin.

We will seek to provide reasonable accommodations for our events for all persons with disabilities. We request that you contact our office at least two weeks in advance of an event to advise us of the auxiliary aid or service that you require.



**Are you planning to take a specialist class ?
Or have you recently taken a specialist class?
Did you know that TCMGA will reimburse half of your tuition?**

Go to http://tarrantmg.org/tcmga_new_website_032.htm
for specialist training reimbursement form.

TEXAS A&M **AGRI LIFE** EXTENSION

Master Gardener Specialist Training Conclave

May 28-May 31, 2013 on Texas A&M Campus
Three specialist trainings will be offered twice over 4 days

MG Vegetable Specialist; Course Director-Joe Masabni
MG Earth-Kind Landscape Specialist; Course Director-Mengmeng Gu
MG Pecan Specialist; Course Director-Monte Nesbitt

The MG Specialist Conclave is an opportunity for certified master gardeners to gain specialist training in one or more subject areas in a conference setting. Three specialist courses will be taught concurrently at the Texas A&M Horticultural Sciences Department building on the Texas A&M University Campus at College Station, Texas. Certified master gardeners with approval and support of their county coordinator may register for one or two training sessions listed below.

Course (Seating Limited to 50 Per Session!)	Dates	Early-Bird Registration Through April 15**	Regular Registration after April 15**
Vegetable Specialist	May 28-29 or May 30-31	\$225	\$250
Earth-Kind Landscape Specialist	May 28-29 or May 30-31	\$225	\$250
Pecan Specialist	May 28-29 or May 30-31	\$225	\$250

**Master Gardeners completing their requirements for two of these specializations are eligible for \$100 in rebates from the Texas Master Gardener Association (\$50 rebate/ each specialty).

On-Line Registration: <http://agriliferegister.tamu.edu> (keyword Master Gardener)

2013 JMG® Specialist Training
Williamson County Extension Office
3151 SE Inner Loop Road
Georgetown, TX
July 23-25, 2013

TEXAS A&M
AGRI LIFE
EXTENSION



With your help, the National Junior Master Gardener® Program is growing good kids by igniting a passion for learning, success, and service through a unique gardening education. To support your efforts, a dynamic and intensive 3-day JMG® Specialist Training will be held July 23 – 25, 2013. The JMG® Specialist Training is designed to assist those coordinating or supporting JMG programs at the local and regional level.

Upon completion of the JMG® Specialist Training Conference, you will receive certification as a JMG® Specialist by the National Junior Master Gardener Program office and a host of invaluable resources that will help grow JMG® and youth gardening programs in your area.

Your registration includes:

- A comprehensive JMG® Specialist training manual
- Access to JMG® training presentations. Including powerpoint presentations, sample training agendas and handout materials
- Your choice of one complimentary JMG® curriculum publication

Attendees will participate in:

JMG® Program presentations, including a comprehensive program overview, curriculum reviews to bring you up to date on the various program components available, current research on the benefits of gardening with youth through JMG, ideas for creating successful partnerships, and strategies for cultivating community support and fundraising.

Panel discussion groups—learn from the experts!

Hands-on workshops—gain experience as you learn!

Networking sessions—generate new ideas as you learn from others!

Come join us and learn new ideas and techniques that will help you implement effective youth gardening programs through JMG®. Together, we can cultivate a love of plants and gardening while fostering leadership and community service in youth across Texas.

For more information:

Web: Visit www.jmgkids.us click on the National JMG Specialist Training link

Call: Stacey Gomez, Conference Coordinator, (512)943-3300

E-Mail: slgomez@ag.tamu.edu

County Extension Office website: <http://williamson.agrilife.org>

June 6 Social

Backyard Picnic and Gardens Tours



We have a wonderful backyard picnic at the lake planned for our meeting on June 6. **Gather a chair or blanket, pack a lunch, hat and sun screen** to tour the lovely gardens of our own Tammy Edwards then walk across the street to the new lake front home of Janet and Jack Stevens. Stroll through Tammy's fun maze and see how she addresses color in a shade yard. Then wander around Janet's sun-filled landscape overlooking the south end of Eagle Mountain Lake with the FW Boat Club in the distance across the lake. Both homes have exciting landscapes with hidden treasures and lots of new ideas to use in your own landscape. We will have lots of water to drink.

Directions:

The addresses are 101 and 116 N Broadway, Azle. Janet's Phone #817-444-0812. Cell #817-291-0812 From FW: Take 199 (Henderson St.) north either from I 30 or off Loop 820 in Lake Worth. Head-North. 199 is under constant construction, so this will take you on 199 and then off onto the access road several times before you get to Azle. Quite easy but needs to be mentioned. Go north to the Stewart Street exit. At the light turn right and immediately turn right again onto Park Street. Park St. will become Lakeview. Stay on Lakeview until you dead end at Broadway. Turn left and you are at Tammy's home with Janet's across the street.

Parking will be a premium so carpooling is recommended.

TCMGA

E
E
T
I
N
G

My Junk is Your Treasure!

Clean Out the Garage Sale

June 27, 2013 TCMGA Meeting

The July regular meeting would be on July 4th. The next best date that was available was June 27. So.... This is one of our most fun meetings. Members bring gardening and garden-related items which are sold at bargain basement prices. **All proceeds from the garage sale go to TCMGA projects.**

Please bring your sale items before 10:30 AM to the door of the gym closest to the stage and give them to Donna Fry

and her committee to be priced.

While Donna is pricing items, you have to opportunity to peruse the displays of the Projects. Each project will have a display and a Silent Auction item. Learn about the projects and various activities TCMGA supports in Tarrant County. Project chairs and volunteers will be available to answer questions and sign you up to help! Give them your email address so you can be added to their email list. A bid sheet will be beside their Silent Auction item. **The money earned from this auction goes directly to that project.**

From 10-11am we will have "Gnomes in the Garden" mini classes in the Mesquite Room.

10-10:15 – **Square Foot Gardening** – Lance Jepson will share details of gardening in a small area.

10:20-10:35 – **Air Layering as a Propagation Technique** – Donna Morris, a Plant Propagation Specialist will demonstrate the method of creating new plants through Air Layering.

10:40-10:55 – **Container Gardening** – a tease of the 2013 Intern Project. Members of the Intern class will discuss gardening with containers.

At 11am we'll have the regular TCMGA Business Meeting – and election of Nominating Committee then **Lunch** featuring Dave's fantastic BBQ available for \$5.00 a plate along with salads and desserts brought by our members.

At 11:30am the **Garage Sale opens** – Your decision will be to **Shop or Eat First!** An entrance and exit for the Garage Sale and Silent Auction area will be designated. At the exit, MGs will write a ticket and add up your items, then you proceed to the Cashiers who will accept cash or checks.

At 12:30pm – **All Silent Auction bids close.** Bid sheets from each project will be collected. Winners will be announced from the stage. If you win the item, collect your bid sheet from the stage and proceed to the cashiers to check out.

The **Garage Sale Closes** at 12:45 pm.

See you Thursday, June 27 at 9 AM with garage sale items in hand! Come, visit with friends, learn about the projects, and learn from expert Gnomes! Bring cash or checks so you can purchase the wonderful items – Remember, these items are really Treasures!

By Taddie

Hamilton

1st VP—Programs

2013 Proposed Meeting Programs

June 6	<i>Backyard Gardens at Eagle Mountain Lake</i> - Tour of Tammy Edwards' MG and Janet Stevens' Gardens - Social – bring your own lunch and lawn chair. Tea and water provided. (They live across the street from each other)
June 27	(the week before) <i>Your Junk is My Treasure</i> - Garage Sale - Program – <i>Intern Projects!</i> Intern Class of 2013 will present their power points (Per Steve: The Interns will create power points either separately or in teams as their project)
August 1	John Thomas owner of Wildseed Farms in Fredericksburg – <i>Planting Wildflowers That Will Grow in North Texas</i> PM – <i>Making a Wildflower Bed</i> BBQ
September 5	Debbie Garrett, Bobby Price , et al of the Begonia Species Bank at the Ft. Worth Botanic Gardens – <i>A Begonia in Every Pot and Terrarium</i> - The History and Cultivation of Species and Hybrid Begonias PM – <i>Where did Those Beautiful, Colorful Leaves Come From?</i> Hybridizing and Propagation
October 3	Bill Utley – President of The Cacti and Succulent Society – <i>Secrets of Growing Cactus and Succulents</i> PM – Mary Utley - <i>Can You Really Eat That?? Cactus Salsa is Delicious!</i>
November 7	Trip Smith – <i>The Poinsettia - Color at Christmas</i> - Propagating and Growing Poinsettias PM – Dotty Woodson – <i>I got an Orchid for Christmas; What Do I Do With It?</i>
December 5	Christmas Luncheon – Place TBA \$20.00 each

CONGRATULATIONS!

the Tarrant County Master Gardeners were nominated and selected as the Texas Junior Master Gardener Group of the Year.!



Eleanor Tuck needs help!

She has a freezer of bugs which need pinning and identifying. Would you like to help? One of those learn while you're doing projects! The insects will then become part of the office cabinet of insects.

Send an email to Eleanor at etuck@sbcglobal.net



Thanks to the Bob Jones MGs that helped at the Community Garden!

Ladies L to R are: Marilyn Johnson, Nancy Searl, Sue Cullen, Sharon Duquemin, Susan Stanek

TCMG

A
N
N
O
U
N
C
E
M
E
N
T



- 1 Tillie Ransom, Rosalinda Osburn
- 2 Carol Turner, Carol Tipton, Sue Sappington
- 3 Ginger Bason
- 8 Sharon Neben
- 10 Nancy Jarrett
- 13 Paula Billman
- 14 Mary Matl
- 15 Joyce Hammill
- 18 Marilyn Satterfield
- 22 Faye Dale, Catherine Vollmer
- 26 Janice Peterman
- 27 Marcia Lambert, Meina Sargent, Melanie Sullivan
- 28 Donna Morris, Camille Thomason
- 29 Sharon Duquemin
- 30 Betsey Booth

June 2013



If your birthday is this month and you don't see it, please contact **Doris Hill,** (817) 337-8484 or email

artanddorishill@verizon.net

May Field Trip—May 28

Come tour the grounds of **Dallas Baptist University** and before you drive home why not visit the **Dallas Fort Worth National Cemetery**. The flags will be out honoring our fallen troops from May 25th – 31st.

Claire Alford
Activities



Directory/Membership Updates

Please welcome our newest members, transferes from Randall County, Canyon TX, Marc and Morgan Jansing!

Also, Pat Engel's new email address is patengel2@earthlink.net.

If you have changes in your contact information, please contact Steve Purdy at spurdy06@sbcglobal.net

Nominating Committee Update

Nominations for committee members to serve on the 2013 Nominating Committee will be sought from the floor at the June and July general meetings.

If you are interested in serving on this committee and meet the requirements listed below, please arrange to have someone nominate you at the meeting *or you may submit your nomination directly to the Nominating Chair, Susan Stanek, via email (slstanek@verizon.net).*

Or, should you know someone who would be good on the committee, please check with the person before making the nomination.

It is important that committee members meet the qualifications and are willing to serve. Committee guidelines, according to our bylaws, are as follows:

- Nominees should be certified members (blue badges) in good standing. They should have completed their certification requirements and paid their 2012 dues.
- Nominees should have been certified for at least one year.
- Nominees should not have served on the Nominating Committee during the previous year.
- The general membership shall elect four members, two of whom may be from the Executive Board.

The nominations will be kept open until the July General Meeting, when the membership will cast their votes. Please give your thoughtful consideration to nominations.

Susan Stanek
Nominating Committee Chair

June 2013 Calendar of Events

Sun	Mon	Tue	Wed	Thu	Fri	Sat
						1 8:30a Common NRH 9am Composting Demo—Veterans Park 9am Veterans Park—Wildscape TCMGA CG Class: Cement Mushrooms
2	3 8:00a Heritage 8:30a Alice Carlson 9a Union Gospel 9a Fitzgerald	4 8a Samaritan House 8:30a CG Veggie 9a CG Propagation Work Day 9a CG Rose Garden Work Day	5 8a Thistle Hill 8a BG Perennial 8:30a Common NRH 9a Veterans Pk 9a Teen Challenge 9a CG Herb Work 9a Durham Inter. 3:15p Fitzgerald	6 8a Liberty Garden 8:30a Alice Carlson 8:30a BG Trial TCMGA Meeting		8 8:30a Common NRH 9am SW Crthse TCMGA CG Class: Canning & Making Jelly
9	10 8:00a Heritage 8:30a Alice Carlson 9a Union Gospel 9a Fitzgerald	11 8a Samaritan House 8:30a CG Veggie 9a CG Propagation Work Day 9a CG Rose Garden Work Day FWBG Children's Veggie Class—Herbs	12 8a BG Perennial 8:30a Common NRH 9a Veterans Pk 9a Teen Challenge 9a CG Herb Work 9a Durham Inter. 9a Bob Jones 3:15p Fitzgerald TCMGA Specialist Training—Composter Training	13 8a Liberty Garden 8:30a Alice Carlson 8:30a BG Trial 9a FW Hulen Lbry TCMGA Specialist Training—Composter Training	14 9a JPS Meditation Garden  TCMGA Specialist Training—Composter Training	15 8:30a Common NRH
16 	17 8:00a Heritage 8:30a Alice Carlson 9a Union Gospel 9a Fitzgerald	18 8a Samaritan House 8:30a CG Veggie 9a CG Propagation Work Day 9a CG Rose Garden Work Day FWBG Children's Veggie Class—Cement Leaves	19 8a Thistle Hill 8a BG Perennial 8:30a Common NRH 9a Veterans Pk 9a Teen Challenge 9a CG Herb Work 9a Durham Inter. 9a Bob Jones 3:15p Fitzgerald	20 8:30a Alice Carlson 8:30a BG Trial	21	22 8:30a Common NRH
23	24 8:00a Heritage 8:30a Alice Carlson 9a Union Gospel 9a Fitzgerald	25 8a Samaritan House 8:30a CG Veggie 9a CG Propagation Work Day 9a CG Rose Garden Work Day TCMGA CG Class: Prune Blackberries	26 8a BG Perennial 8:30a Common NRH 9a Veterans Pk 9a Teen Challenge 9a CG Herb Work 9a Durham Inter. 3:15p Fitzgerald	27 8a Liberty Garden 8:30a Alice Carlson 8:30a BG Trial TCMGA Meeting	28 9a JPS Meditation Garden	29
30						

Notable June Events

- TCMGA Meeting—June 6 & June 27
- FWBG Children's Vegetable Garden Classes—June 11 & 18
- TCMGA CG Classes—June 1, 8 & 25
- TCMGA Specialist Training Conclave—June 12—14

TCMGA And Local Events



Texas Native Butterflies with Dale Clark

If you are fascinated by butterflies or moths and want to know more about the native species in Texas, come to the presentation on Texas Native Butterflies by Dale Clark on June 1st from 10:00am-12:00pm at the John Bunker Sands Wetland Center. Dale is the founder of the Dallas Lepidopterist Society established in 1995. Its purpose is to provide a forum where people may gather to share an interest in butterflies and moths, whether that interest takes the form of collecting, gardening, photography, study or casual observation. Learn about the life cycle and behaviors of some of our common butterflies and see how easy it is to attract them to your own yard. Dallas County and surrounding counties have over 170 species of butterflies recorded for the area.

Date: Saturday, June 1st 10:00am-12:00pm

Location: John Bunker Sands Wetland Center
655 Martin Lane
Seagoville, TX 75159

Cost: FREE with \$5.00 general admission fee

RSVP by emailing contact@wetlandcenter.com or call [972-474-9100](tel:972-474-9100) Go to www.wetlandcenter.com for more information



MASTER GARDENERS TO MEXICO!

June 14-21, 2013

Contact Eleanor Tuck 817-244-1772 or email etuck@sbcglobal.net for more information.

Wonderful educational opportunity!

International Master Gardener's Conference 2013

Alaskan Cruise
September 7—14,
2013



Texas Master Gardener Conference

Thursday—Saturday
October 17-19, 2013



JOIN US

for the 2013 Texas Master Gardener Conference held in Cameron and Hidalgo Counties on October 17 - 19.

Experience the Blooms, Birds and Butterflies of South Texas!

TCMGA Volunteer Opportunities

Page 20

Project Code & Name	Work Days/Times	Project Manager	Phone
301 BRIT Activities	Call Chairman	Kay Yount	817-292-7690
302 BG Perennial Garden	Wed. 8 am	Cindy Woelke	817-366-4436
302 BG Children's Garden		Dolores Geisel	817-446-4536
302 BG Trial Garden	Thurs. 8:30-11:30am	Susan Miller semiller@sbcglobal.net	817-261-1420
303 Community and Demo Garden Chair Project Leads	Bill Vandever, bvandever@sbcglobal.net		817-244-1580
Community Garden, Tuesdays			
Barn Beds	Charlotte Berck, caberck@dot11net.		817-426-6417
Compost & Rainwater Harvesting			
Community Vegetable Beds	Pat Higgins, ragdollpath@sbcglobal.net		817-946-6278
Demonstration and Enabling Beds	Frank Durda, fdurda@hotmail.com		817-292-2270
Education	Nancy Curl, nl_curl@yahoo.com		817-319-1795
Education – TCU	Lance Jepson ljepson@aol.com & Pat Higgins	817-557-6122	817-946-6278
Enabling Garden	Frank Durda, fdurda@hotmail.com		817-292-2270
Greenhouse/Propagation	Claire Alford, caagardner@aol.com		817-481-8861
Herb Garden, Tuesdays	Rita Hottel, rnhottel@att.net		817-929-6847
Hospitality (Cook-outs)	Beverly Beazley, babeazley@tx.rr.com		817-483-7080
Orchard	Char McMorro, charlenemcmorrows@sbcglobal.net		817-228-4548
Perennial Garden	Ginger Bason & Joann Hahn, gbason@hotmail.com, joannhahn@att.net	817-838-7321	817-923-9250
Plant Sales	Sue Kelley and Peggy Harwood sandrkelley@sbcglobal.net, peggyjwh@gmail.com	817-233-7118	817-821-4988
Potting Shed	Pat Lovejoy, palovejoy@att.net		817-447-7924
Rain Barrel Construction	Claudia Teague, cteague@flash.net		817-444-2247
Rose Garden, Tuesdays	Nan Garvin, garbre@hotmail.com		817-477-2867
304 Thistle Hill	1 st , 3 rd Weds. 8 am	Sue Fair	817-266-2514
304 Union Gospel Mission	Mon. 9 am	Gay Larson	817-441-6560
304 Teen Challenge	Wed. 9 am	Debbie Bollinger	817-498-1508
304 Common Ground NRH Community Garden	Wed. & Sat 8:30am-12n	Dianne Spradling Sandra Totty	817-431-4666 817-281-7877
304 Six Stones/City of Bedford Community Garden-		Annette Lee	214-803-2219
304 The Samaritan House	Tues. 8 am-11 am	John Pinkerton	682-433-2529
304 JPS Meditation Garden	2nd & 4th Fri. 9 am	Bernice Ramsbottom	817-485-6631
203 Grapevine Botanic Garden Docents	Call Chairman	Rachel Clark, Co-Chair Paula Wilbanks, Co-Chair	817-488-0035 817-481-4398
<u>Environmental Projects:</u>			
305 Composting Demo	1st Sat., Veterans Pk, Arlington	LaVonne Nowlin	817-581-1850
305 FW Library at Hulen St.	2nd Thurs 9 am	Bill Hall/ Theresa Thomas	817-737-9890 817-485-6789
305 SW Sub-Courthouse	2 nd Sat., last Wed. 9 am	Gailon Hardin	817-475-0923
305 Southlake Liberty Garden	Call Chairman	Wendi Carlucci	817-488-5640
	2nd Thurs., 8-11 am		
305 Veterans Park-Wildscape	Wed. 9 am-12 noon	Molly Hollar	817-319-6924
	1st Sat., 9 am-12 noon		
305 Bob Jones Nature Center	3rd Wed. 9 am	Nancy Searl	817-542-3190
<u>School Gardens:</u>			
306 Alice Carlson OLE	Mon. & Thurs. 8:30 am	Sharon Chastain	817-926-2575
306 Fitzgerald OLE	Mon 9 am & Wed 3:15pm	Leeann Rosenthal	817-237-7180
306 Heritage School OLE	Mon. 8-10 am	Pam Braak & Harold Annis	817-488-5665 817-481-6242
306 Durham Intermediate School	Wed 9am	Bea Wilson	817-401-2179

Important Websites to Know!

Our local TCMGA website:

<http://www.tarrantmg.org/>

State MG Website and TMG news:

<http://www.texasmastergardeners.com>

State Newsletter:

<http://www.tmgnewsletter.org>

Our RC Demo Garden Website:

<http://www.localharvest.org/member/M27123>

Native Plant Society of Texas

<http://npsot.org>

Aggie Horticulture:

<http://aggie-horticulture.tamu.edu>

Earthkind:

<http://aggie-horticulture.tamu.edu/earthkind>

Texas Superstars:

<http://texassuperstar.com>

Fort Worth Botanic Garden:

<http://fwbg.org>

Wildscape:

<http://thewildscape.org>

Botanical Research Institute of Texas:

<http://www.brit.org>

Educational programs of Texas AgriLife Extension Service are open to all people without regard to race, color, sex, disability, religion, age, or national origin. The Texas A&M University System, U.S. Department of Agriculture, and the County Commissioners Courts of Texas Cooperating.

Individuals with disabilities who require an auxiliary aid, service, or accommodation in order to participate in any of our meetings are encouraged to contact our office at 817.884.1945 for assistance.



2013 Executive Committee

President: Patsy Miller pjmiller24@sbcglobal.net

1st VPresident: Taddie Hamilton taddieh@sbcglobal.net

2nd VPresident: Linda Hawkins lindamhawkins@gmail.com

Secretary: Donna Morris morrisd1@swbel.net

Treasurer: Pam Braak P.braak@verizon.net

2013 Advisory Committees

Acknowledgements: Pat Lovejoy palovejoy@att.net

Activities: Claire Alford caagardner@aol.com

Awards, State: Eleanor Tuck etuck@sbcglobal.net

Audit: Pat Higgins ragdollpath@sbcglobal.net

Awards, Local: Lena Goff lgoff15@aol.com

Bulletin Board: Theresa Thomas kayleetl@sbcglobal.net

eblast: Dorothy Launius the tcmgaeblast@gmail.com

Garden Conservatory/

Open Days: Ginger Bason gbasonbowden@gmail.com

Garden Resource: Dave Wilson ldwilson98@yahoo.com

Gardens, Community: Diane Spradling dianne@spradling.org

Historian: Sue Sappington sappington@uta.edu

Home & Garden Show Coordinators: Marilyn and David Newman

Marilynnnewman1@aol.com or damanewman@aol.com

Hospitality: Marianne Levine sappington@uta.edu

Intern Coordinator: Judy Ratzlaff judy.ratzlaff@yahoo.com

Members at Large: Henry Cole henry.cole@tx.rr.com

Cindy Wakely wakeleyd@charter.net

Membership: Steve Purdy spurdy06@sbcglobal.net

Nominating: Susan Stanek sstanek@verizon.net

Newsletter: Jackie Heidinger rheidinger@tx.rr.com

Parliamentarian: Hester Schwarzer wakeleyd@charter.net

Photography: Lena Goff lgoff15@aol.com

Plant Sale: Sue Kelley sandrkelley@sbcglobal.net

Peggy Harwood peggyjwh@gmail.com

Public Relations: To be determined

Projects Coordinator: Judy Ratzlaff judy.ratzlaff@yahoo.com

Raffle: Donna Fry dfry1212@hotmail.com

Scholarship: Bill Hall 817-657-9890

Speakers Bureau: Starr Krottinger starr99@flash.net

Speakers Bureau,

Children: Marilyn Cox cox.marilyn@sbcglobal.net

Sunshine: Doris Hill artanddorishill@verizon.net

Resource Connection

TCMGA Garden: Bill Vandever bvandever@sbcglobal.net

Head Timekeeper: Carol Lally lallyca@sbcglobal.net

Website: Jackie Heidinger webmaster@tarrantmg.org